

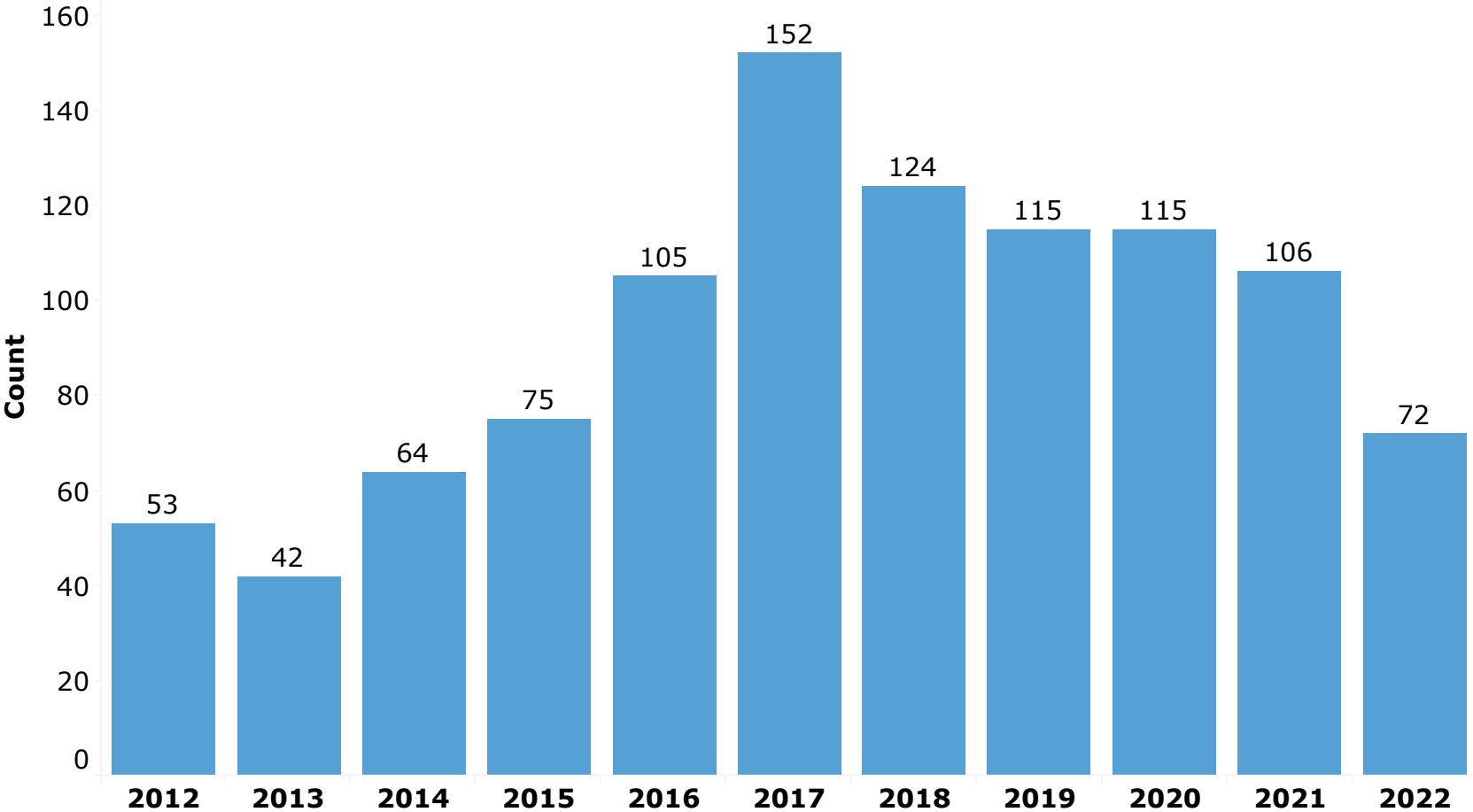


Chester County Quarterly Overdose Death Report

Office of Drug Surveillance and Misuse Prevention

October 2022

Drug Overdose Deaths Among Chester County Residents by Year, 2012-2022*



Counts between 1 and 5 are suppressed.

*2021 and 2022 death data is preliminary, based on death record data as of October 2022. Please note that finalized death records for overdose deaths are often delayed by 3-6 months and counts may increase. Counts do not include suicides or homicides where someone intended to harm another person by poisoning.

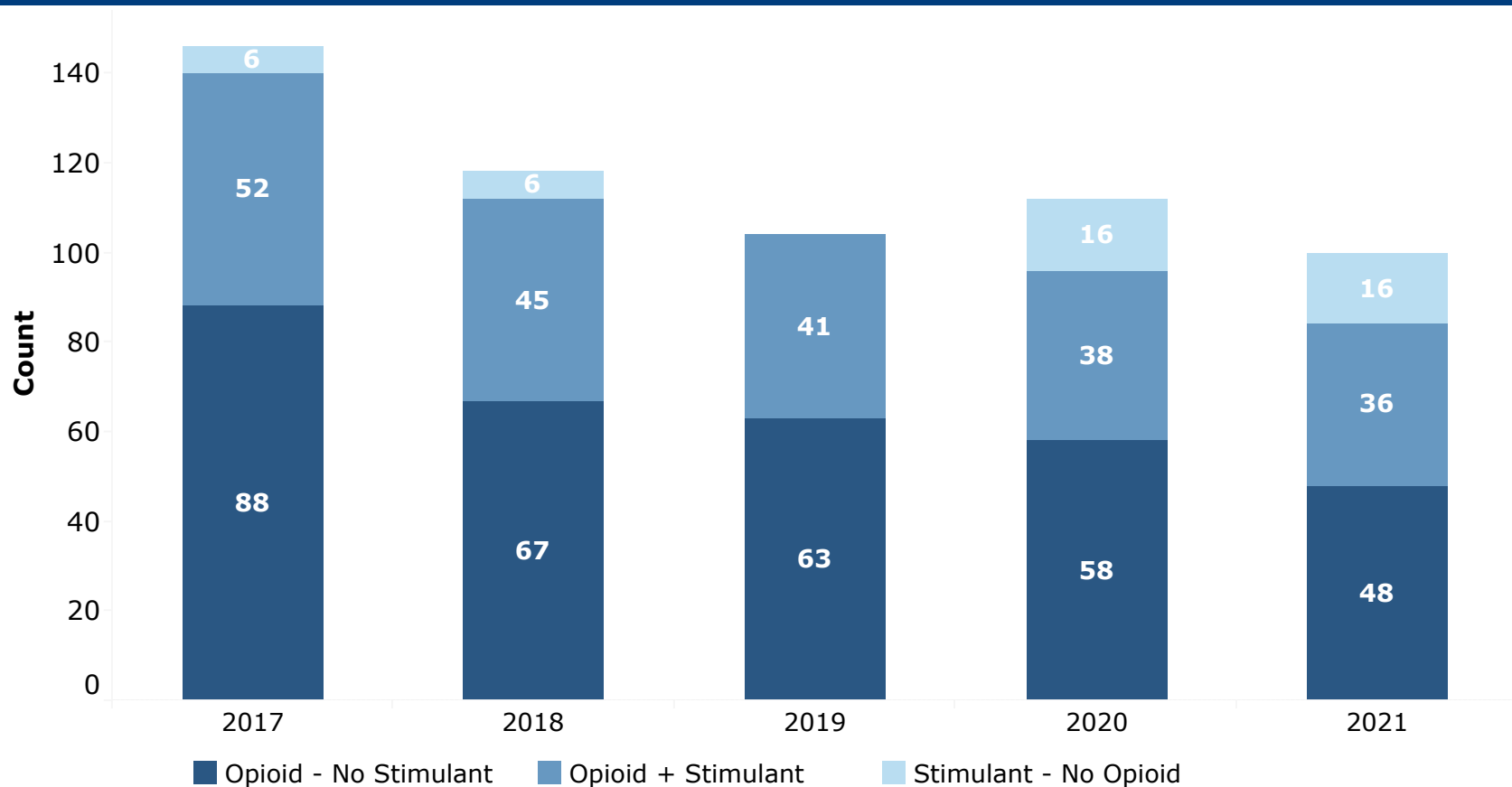
Drug Overdose Deaths Among Chester County Residents by Quarter, 2012-2022*

	Q1	Q2	Q3	Q4
2012	17	15	11	10
2013	11	7	13	11
2014	12	21	18	13
2015	20	21	17	17
2016	22	25	21	37
2017	32	39	40	41
2018	31	30	36	27
2019	32	36	27	20
2020	32	30	29	24
2021	17	25	35	29
2022	29	30		

Counts between 1 and 5 are suppressed.

*2021 and 2022 death data is preliminary, based on death record data as of October 2022. Please note that finalized death records for overdose deaths are often delayed by 3-6 months and counts may increase. Counts do not include suicides or homicides where someone intended to harm another person by poisoning.

Drug Overdose Deaths Among Chester County Residents by Drug Class Combinations**, 2017-2021*

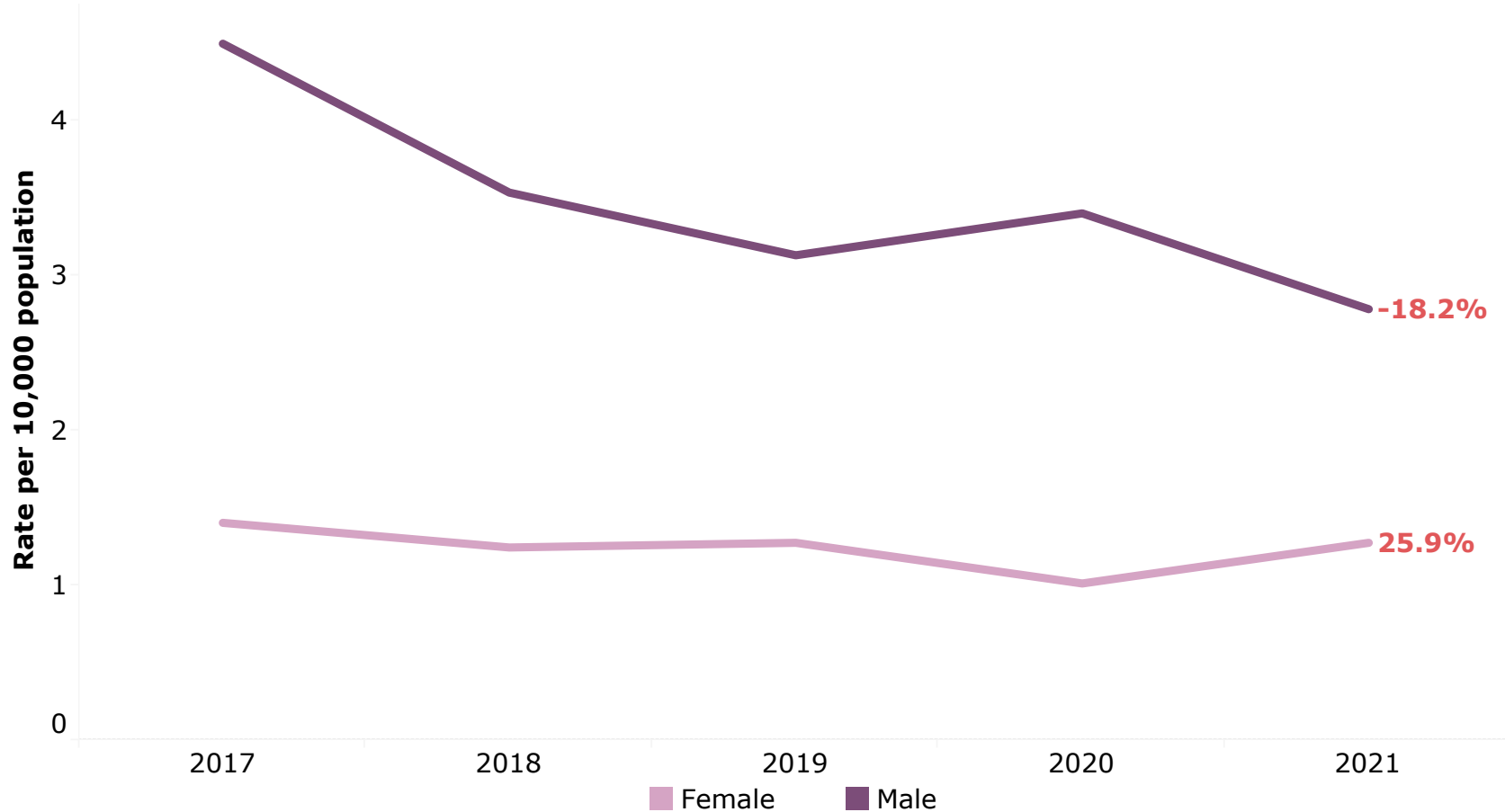


Counts between 1 and 5 are suppressed.

**Opioid class is inclusive of both prescription opioids and illicit opioids, such as heroin, fentanyl, and fentanyl analogues. Stimulant class is inclusive of cocaine, methamphetamine/amphetamine and prescription stimulants. Overdose deaths with missing or incomplete toxicology data excluded.

*2021 death data is preliminary, based on death record data as of October 2022. Please note that finalized death records for overdose deaths are often delayed by 3-6 months and counts may increase. Counts do not include suicides or homicides where someone intended to harm another person by poisoning.

Chester County Residents' Rate per 10,000 Population of Drug Overdose Deaths by Sex, 2017-2021*

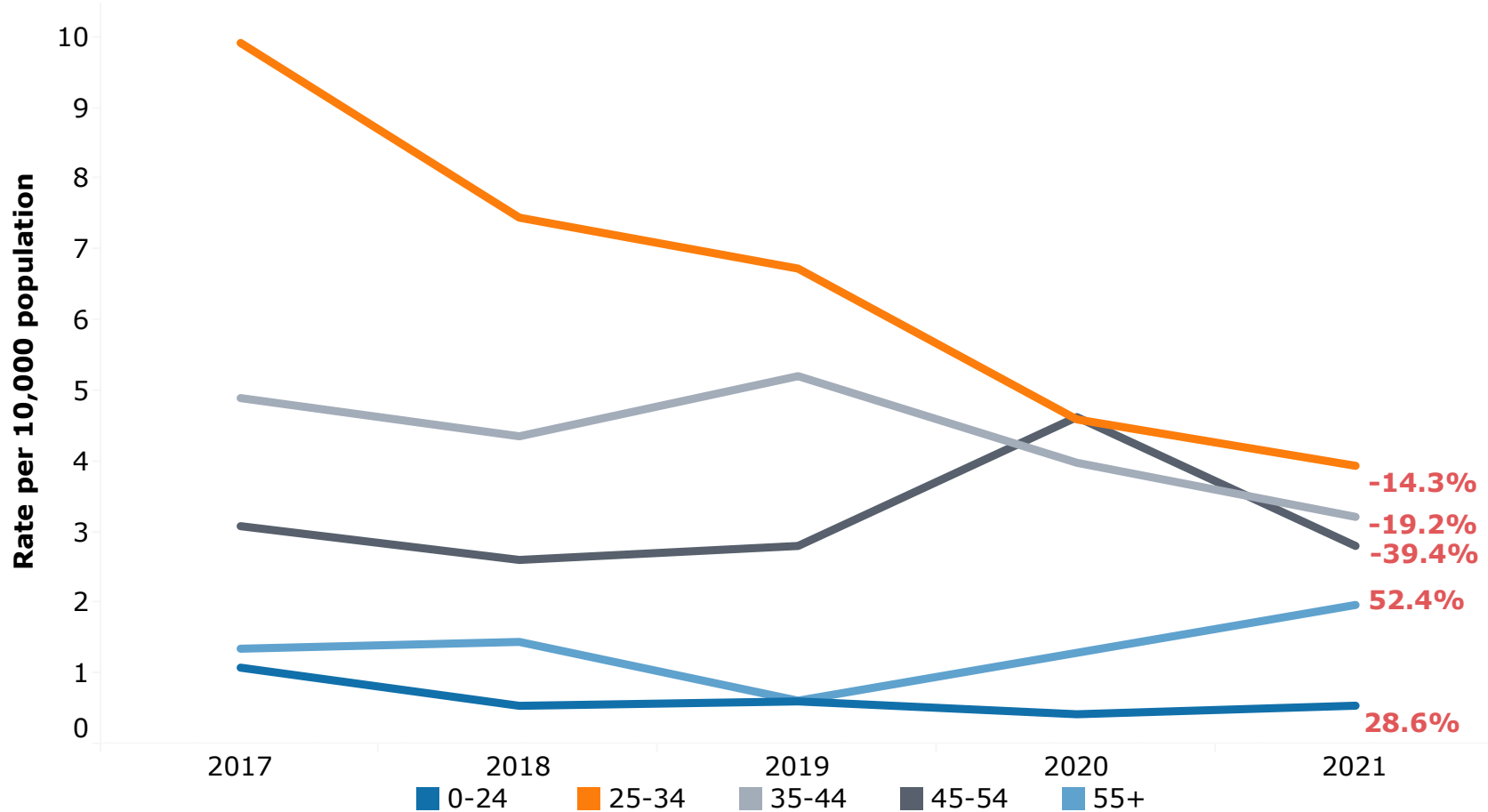


Percent Change in 2021 compared to 2020 is indicated at the end of each line.

Rates associated with counts between 1 and 5 are suppressed.

*2021 death data is preliminary, based on death record data as of October 2022. Please note that finalized death records for overdose deaths are often delayed by 3-6 months and counts may increase. Counts do not include suicides or homicides where someone intended to harm another person by poisoning.

Chester County Residents' Rate per 10,000 Population of Drug Overdose Deaths by Age Group, 2017-2021*

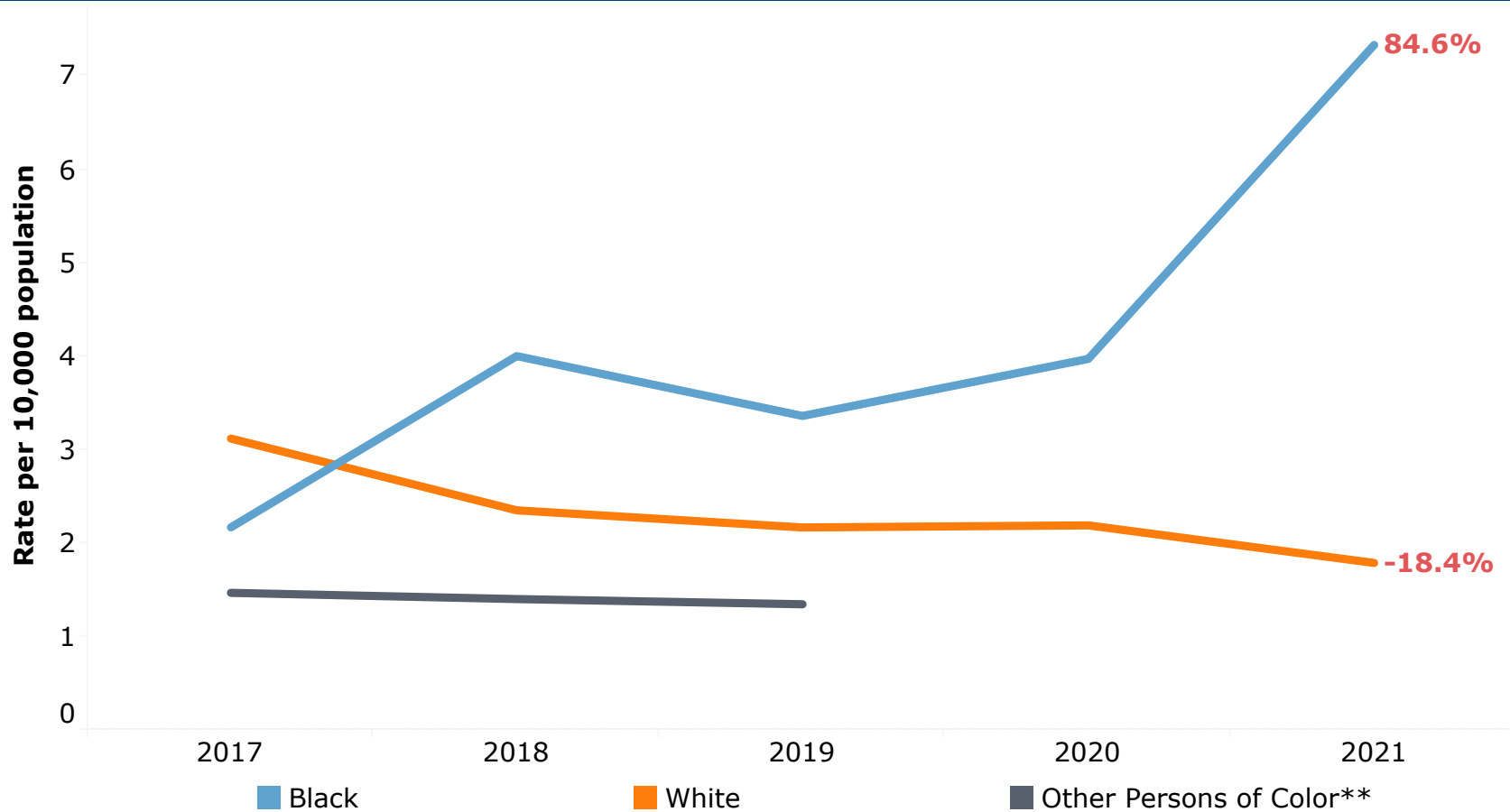


Percent Change in 2021 compared to 2020 is indicated at the end of each line.

Rates associated with counts between 1 and 5 are suppressed.

*2021 death data is preliminary, based on death record data as of October 2022. Please note that finalized death records for overdose deaths are often delayed by 3-6 months and counts may increase. Counts do not include suicides or homicides where someone intended to harm another person by poisoning.

Chester County Residents' Rate per 10,000 Population of Drug Overdose Deaths by Race, 2017-2021*



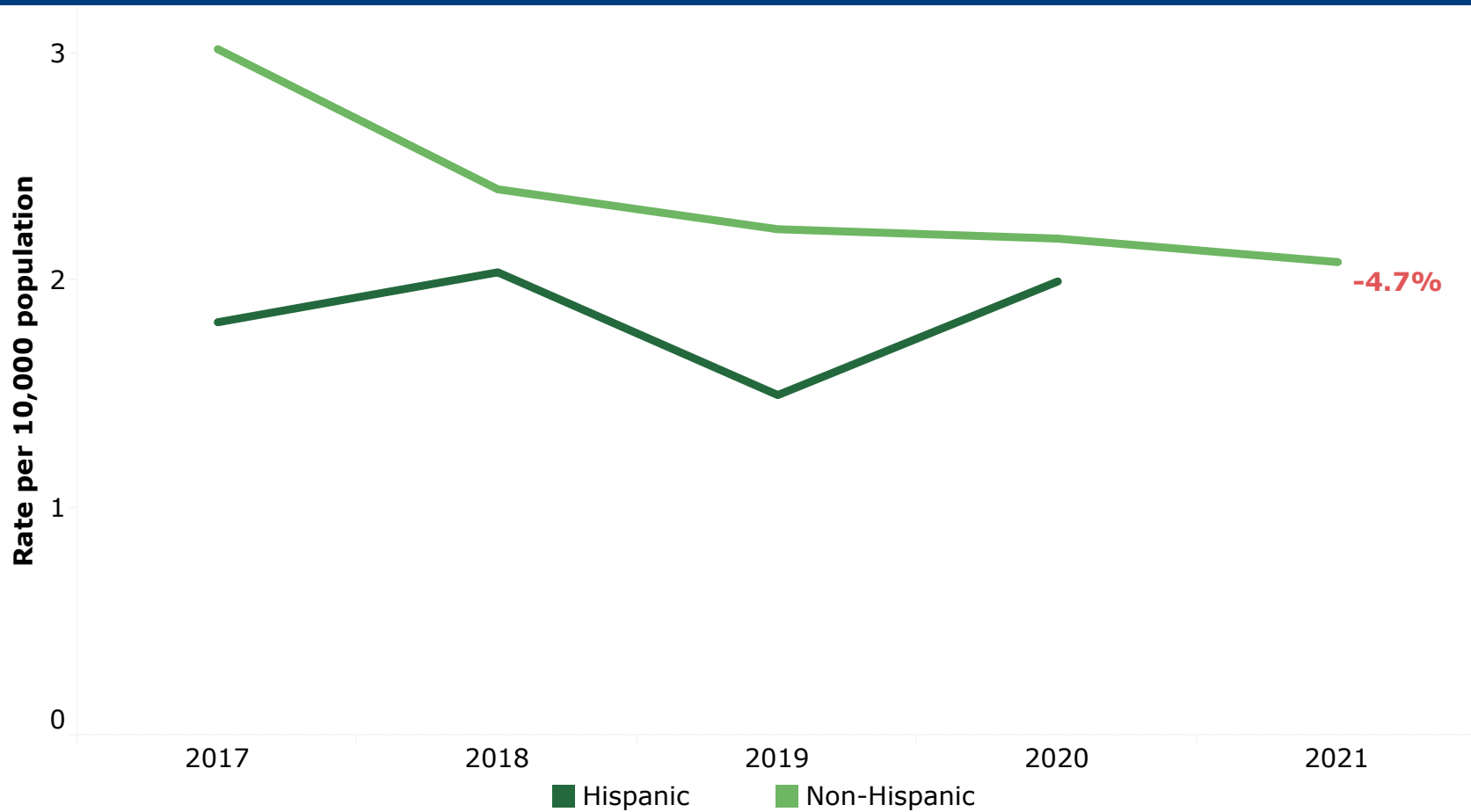
Percent Change in 2021 compared to 2020 is indicated at the end of each line.

Rates associated with counts between 1 and 5 are suppressed.

**Includes persons who identify as Asian, Native Hawaiian/Pacific Islander, American Indian/Alaska Native, and Other Race

*2021 death data is preliminary, based on death record data as of October 2022. Please note that finalized death records for overdose deaths are often delayed by 3-6 months and counts may increase. Counts do not include suicides or homicides where someone intended to harm another person by poisoning.

Chester County Residents' Rate per 10,000 Population of Drug Overdose Deaths by Ethnicity, 2017-2021*



Percent Change in 2021 compared to 2020 is indicated at the end of each line.

Rates associated with counts between 1 and 5 are suppressed.

*2021 death data is preliminary, based on death record data as of October 2022. Please note that finalized death records for overdose deaths are often delayed by 3-6 months and counts may increase. Counts do not include suicides or homicides where someone intended to harm another person by poisoning.



For additional information, please visit the Interactive Data Report at:

<https://www.health.pa.gov/topics/programs/PDMP/Pages/Data.aspx>

For questions regarding this report, please contact:

Carrie Thomas Goetz, PhD

Senior Epidemiologist

Office of Drug Surveillance and Misuse Prevention

Pennsylvania Department of Health

cthomasgoe@pa.gov

717.547.3137

Erin Takemoto, PhD, MPH

Epidemiologist

Office of Drug Surveillance and Misuse Prevention

Pennsylvania Department of Health

etakemoto@pa.gov

717.317.5967